

GENERAL NOTES:

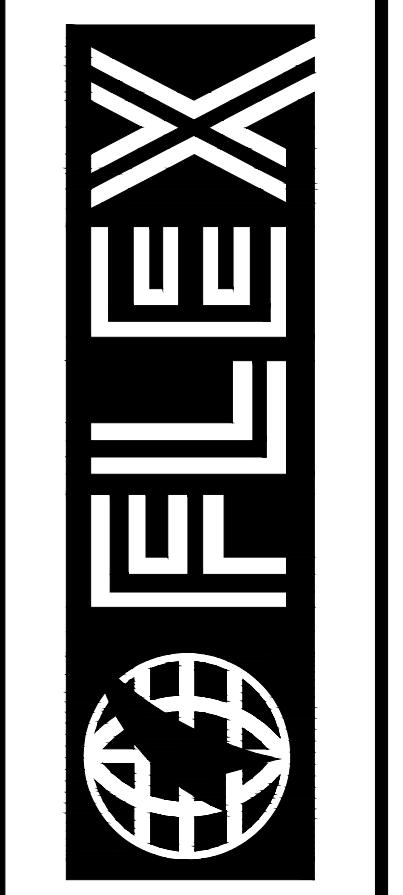


- A. ALL DISCONNECT SWITCHES, MOTOR STARTERS SHALL BE MOUNTED ADJACENT BUT SEPARATE FROM EQUIPMENT SERVED. CONTRACTOR SHALL MOUNT DISCONNECT SWITCHES, STARTERS ON ADJACENT WALLS OR PROVIDE A UNIVERSAL MOUNTING FRAME IN ORDER TO HAVE DISCONNECT OF STARTER ACCESSIBLE. "DISCONNECT SWITCHES, MOTOR STARTERS SHALL NOT TO MOUNTED ON EQUIPMENT".
- B. ALL DISCONNECT SWITCHES, MOTOR STARTERS, COMBINATION STARTER/DISCONNECT SWITCHES SHALL BE 30 AMP, UNLESS OTHERWISE NOTED.
- C. ALL DISCONNECT SWITCHES, MOTOR STARTERS, COMBINATION STARTER/DISCONNECT SWITCHES TO BE MOUNTED IN CLEAR AREA NOT NECESSARY AT POINT SHOWN ON PLANS.
- D. PROVIDE HP RATED SWITCH FOR MSH UNITS.

SHEET NOTES:

- ① WEATHERPROOF DISCONNECT SWITCH TO BE FURNISHED BY MECHANICAL CONTRACTOR AND WIRED BY ELECTRICAL CONTRACTOR.

ENLARGED OFFICE FLOOR PLAN – MOTOR CONNECTIONS

SCALE: 1/8" = 1'-0"




FLEXFILMS, U.S.A., LLC
 1221 NORTH BLACK BRANCH ROAD
 ELIZABETHTOWN, KENTUCKY 42702
 PROJECT L-12 BOPET U.S.A.

DATE	REVISION	BY
NOV 1 11	VALUE ENGINEERING RE-DESIGN DOCUMENT	

This document is the property of M&E of Kentucky, Inc. and on which M&E of Kentucky, Inc. has a copyright. It is to be used only for the project and location specified on the title block. No part of this document may be reproduced, stored in a retrieval system, or transmitted in any form or by any means, electronic, mechanical, photocopying, recording, or by any information storage and retrieval system, without the prior written permission of M&E of Kentucky, Inc.

PROJECT NO. 8529-02	DESIGNED BY JVB
DRAWN BY JVB	CHECKED BY SHT
REVIEWED BY SHT	DATE JULY 2011
SCALE AS NOTED	

M&E OF KENTUCKY, INC.
 Engineers
 Architects
 Planners
 624 Wellington Way
 Lexington, KY 40503
 Phone: (859)223-5684
 Fax: (859)223-2807
 www.mseinc.com



DRAWING NO.

**UFL-L12
 E-005C**